



DC COMPONENTS CO., LTD.  
RECTIFIER SPECIALISTS

BZM55C2V4  
THRU  
BZM55C39

TECHNICAL SPECIFICATIONS OF GLASS SILICON ZENER DIODES

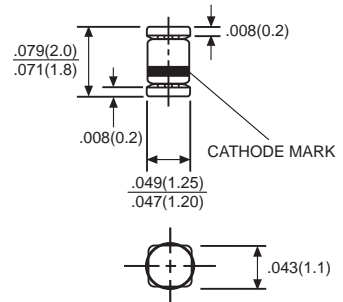
FEATURES

- \* Voltage Range: 2.4V to 39V
- \* Double slug type construction

MECHANICAL DATA

- \* Case: Glass sealed case Micro Melf
- \* Terminals: Solder plated, solderable per MIL-STD-750, Method 2026 guaranteed
- \* Polarity: Color band denotes cathode end
- \* Mounting position: Any
- \* Weight: 0.05 grams Approx.

Micro Melf



Dimensions in inches(millimeters)

MAXIMUM RATINGS AND ELECTRICAL CHARACTERISTICS

Ratings at 25 °C ambient temperature unless otherwise specified.  
Single phase, half wave, 60 Hz, resistive or inductive load.  
For capacitive load, derate current by 20%.

	SYMBOL	VALUE	UNITS
Zener Current see Table "Characterisitics"			
Power Dissipation at Tamb=25°C	P <sub>tot</sub>	500 <sup>(1)</sup>	mW
Junction Temperature	T <sub>j</sub>	175	°C
Storage Temperature Range	T <sub>stg</sub>	-55 to + 175	°C
Thermal Resistance Junction to Ambient Air	R <sub>thA</sub>	- - 0.3 <sup>(1)</sup>	K/mW Typ. Min. Max.
Forward Voltage at I <sub>F</sub> =100mA	V <sub>F</sub>	- - 1	Volts Typ. Min. Max.

1)Valid Provided that leads are kept at ambient temperature at a distance of 8 mm from case.

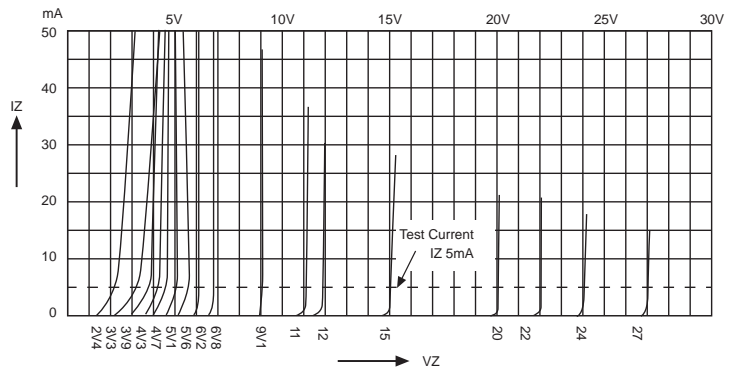
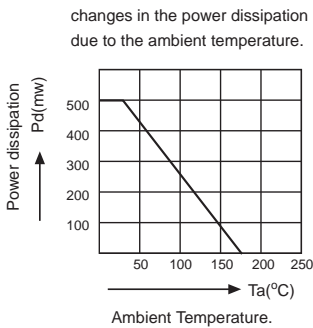
NOTE: Standard Zener Voltage Tolerance ± 5%

# RATING AND CHARACTERISTIC CURVES (BZM55C SERIES)

TYPE	Nominal Zener Voltage $V_Z@I_{ZT}$		Zener Test Current $I_{ZT}$	Maximum Zener Impedance		$I_{ZK}$	Maximum Reverse Leakage Current		Typical Temperature Coefficient	Max. Zener Current $I_{ZM}@T_A$
				$Z_{ZT}@I_{ZT}$	$Z_{ZT}@I_{ZK}$		$I_R @ V_R$			
	Volts	Volts	mA	Ohms	Ohms	mA	$\mu A$	Volts	% / °C	mA
BZM55C2V4	2.28	2.56	5	85	600	1	50	1	-0.085	155
BZM55C2V7	2.5	2.9	5	85	600	1	10	1	-0.080	135
BZM55C3V0	2.8	3.2	5	85	600	1	4	1	-0.075	125
BZM55C3V3	3.1	3.5	5	85	600	1	2	1	-0.070	115
BZM55C3V6	3.4	3.8	5	85	600	1	2	1	-0.065	105
BZM55C3V9	3.7	4.1	5	85	600	1	2	1	-0.060	95
BZM55C4V3	4.0	4.6	5	75	600	1	1	1	$\pm 0.055$	90
BZM55C4V7	4.4	5.0	5	60	600	1	0.5	1	$\pm 0.030$	85
BZM55C5V1	4.8	5.4	5	35	550	1	0.1	1	$\pm 0.030$	80
BZM55C5V6	5.2	6.0	5	25	450	1	0.1	1	+0.038	70
BZM55C6V2	5.8	6.6	5	10	200	1	0.1	2	+0.045	64
BZM55C6V8	6.4	7.2	5	8	150	1	0.1	3	+0.050	58
BZM55C7V5	7.0	7.9	5	7	50	1	0.1	5	+0.058	53
BZM55C8V2	7.7	8.7	5	7	50	1	0.1	6.2	+0.062	47
BZM55C9V1	8.5	9.6	5	10	50	1	0.1	6.8	+0.068	43
BZM55C10	9.4	10.6	5	15	70	1	0.1	7.5	+0.075	40
BZM55C11	10.4	11.6	5	20	70	1	0.1	8.2	+0.076	36
BZM55C12	11.4	12.7	5	20	90	1	0.1	9.1	+0.077	32
BZM55C13	12.4	14.1	5	26	110	1	0.1	10	+0.079	29
BZM55C15	13.8	15.6	5	30	110	1	0.1	11	+0.082	27
BZM55C16	15.3	17.1	5	40	170	1	0.1	12	+0.083	24
BZM55C18	16.8	19.1	5	50	170	1	0.1	13	+0.085	21
BZM55C20	18.8	21.2	5	55	220	1	0.1	15	+0.086	20
BZM55C22	20.8	23.3	5	55	220	1	0.1	16	+0.087	18
BZM55C24	22.8	25.6	5	80	220	1	0.1	18	+0.088	16
BZM55C27	25.1	28.9	5	80	220	1	0.1	20	+0.090	14
BZM55C30	28	32	5	80	220	1	0.1	22	+0.091	13
BZM55C33	31	35	5	80	220	1	0.1	24	+0.092	12
BZM55C36	34	38	5	80	220	1	0.1	27	+0.093	11
BZM55C39	37	41	2.5	90	500	1	0.1	30	+0.094	10

## Breakdown characteristics

BZM55-SERIES



DC COMPONENTS CO., LTD.