



*DC COMPONENTS CO., LTD.*

RECTIFIER SPECIALISTS

SR150  
THRU  
SR1200

**TECHNICAL SPECIFICATIONS OF SCHOTTKY BARRIER RECTIFIER**

**VOLTAGE RANGE - 50 to 200 Volts**

**CURRENT - 1.0 Ampere**

**FEATURES**

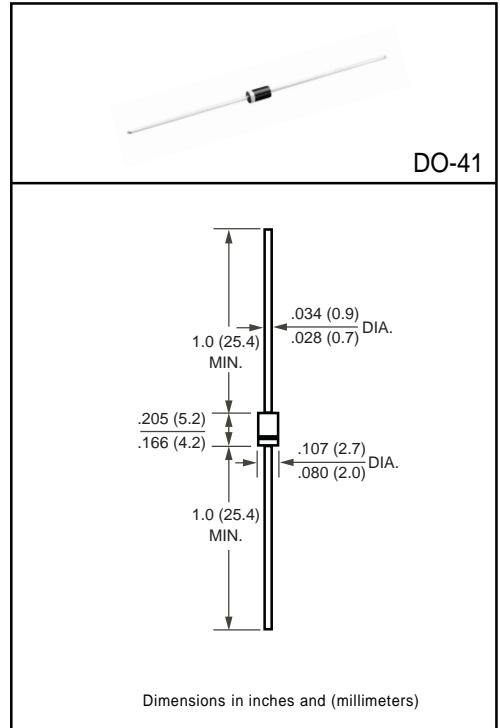
- \* Low switching noise
- \* Low forward voltage drop
- \* High current capability
- \* High switching capability
- \* High surge capability
- \* High reliability

**MECHANICAL DATA**

- \* Case: Molded plastic
- \* Epoxy: UL 94V-0 rate flame retardant
- \* Lead: MIL-STD-202E, Method 208 guaranteed
- \* Polarity: Color band denotes cathode end
- \* Mounting position: Any
- \* Weight: 0.33 gram

**MAXIMUM RATINGS AND ELECTRICAL CHARACTERISTICS**

Ratings at 25°C ambient temperature unless otherwise specified.  
Single phase, half wave, 60Hz, resistive or inductive load.  
For capacitive load, derate current by 20%.



	SYMBOL	SR150	SR160	SR180	SR1100	SR1150	SR1200	UNITS
Maximum Recurrent Peak Reverse Voltage	V <sub>RRM</sub>	50	60	80	100	150	200	Volts
Maximum RMS Voltage	V <sub>RMS</sub>	35	42	56	70	105	140	Volts
Maximum DC Blocking Voltage	V <sub>DC</sub>	50	60	80	100	150	200	Volts
Maximum Average Forward Rectified Current .375"(9.5mm) lead length	I <sub>o</sub>	1.0						Amps
Peak Forward Surge Current 8.3 ms single half sine-wave superimposed on rated load (JEDEC Method)	I <sub>FSM</sub>	30						Amps
Maximum Instantaneous Forward Voltage at I <sub>F</sub> =1.0A	V <sub>F</sub>	0.70		0.85		0.95		Volts
Maximum DC Reverse Current at Rated DC Blocking Voltage	I <sub>R</sub>	@T <sub>A</sub> = 25°C						mAmps
		@T <sub>A</sub> = 100°C						
Typical Thermal Resistance (Note 1)	R <sub>θJA</sub>	50						°C/W
Typical Junction Capacitance (Note 2)	C <sub>J</sub>	110						pF
Operating Temperature Range	T <sub>J</sub>	-50 to +125						°C
Storage Temperature Range	T <sub>STG</sub>	-65 to +150						°C

NOTES : 1. Thermal Resistance (Junction to Ambient): Vertical PC Board Mounting, 0.375"(9.5mm) Lead Length.  
2. Measured at 1 MHz and applied reverse voltage of 4.0 volts.

# RATING AND CHARACTERISTIC CURVES (SR150 THRU SR1200)

FIG. 1 - TYPICAL FORWARD CURRENT DERATING CURVE

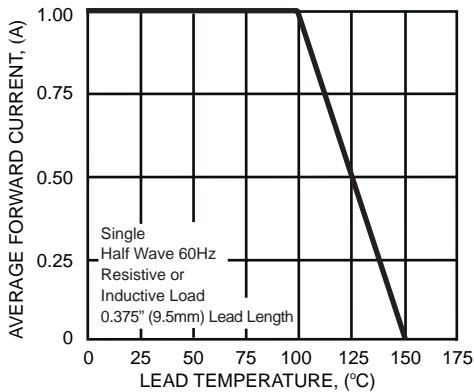


FIG. 2 - TYPICAL INSTANTANEOUS FORWARD CHARACTERISTICS

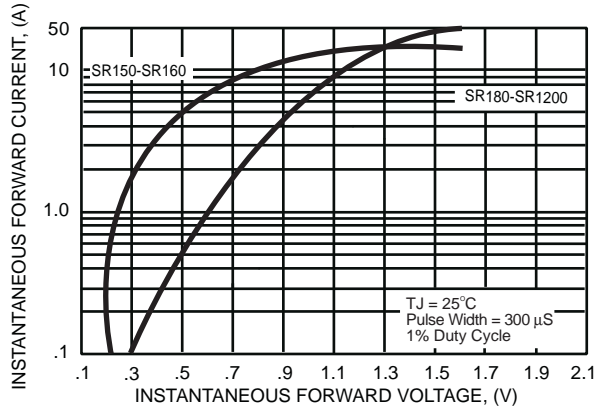


FIG. 3A - TYPICAL REVERSE CHARACTERISTICS

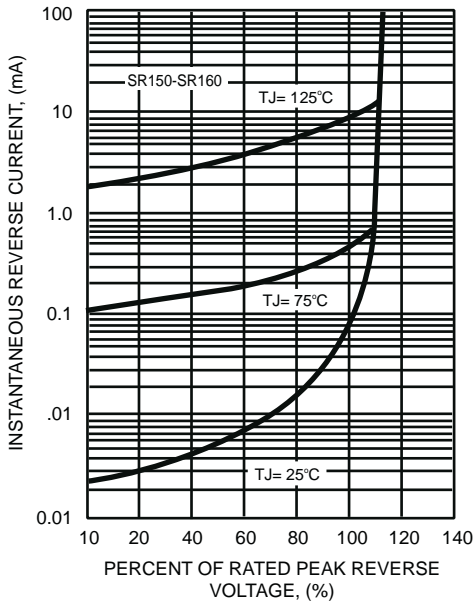


FIG. 3B - TYPICAL REVERSE CHARACTERISTICS

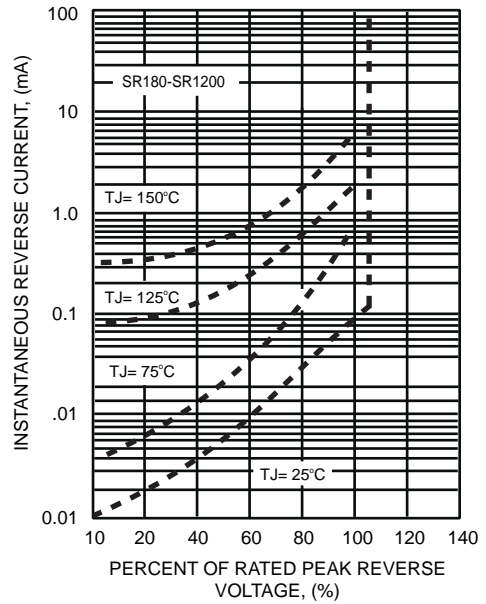


FIG. 4 - TYPICAL JUNCTION CAPACITANCE

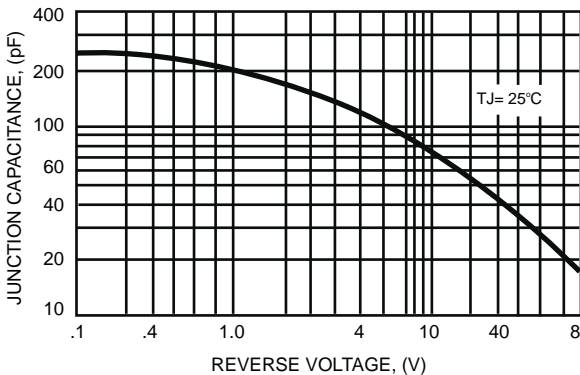
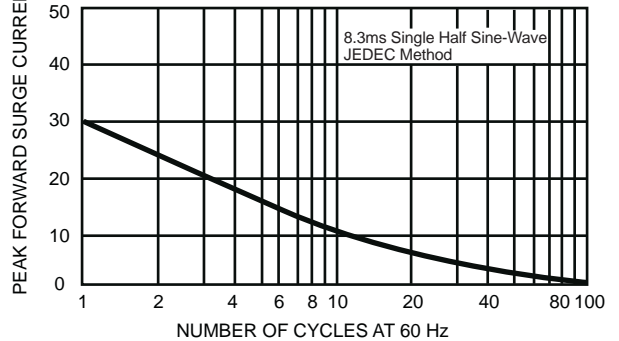


FIG. 5 - MAXIMUM NON-REPETITIVE PEAK FORWARD SURGE CURRENT



## Disclaimer

Any Customer or user of this document or products described herein in such applications shall assume all risks of such use and will agree to hold *DC COMPONENTS* harmless against all damages.

*DC COMPONENTS* disclaims any and all liability arising out of the application or use of any product, including consequential or incidental damages. It is the customer's responsibility to validate that a particular product with the properties described in the product specification is suitable for use in a particular application.

*DC COMPONENTS* reserve the right to make modifications, enhancements, improvements, corrections or other changes without further notice to this document and any product described herein, and disclaim any and all liability for any errors, inaccuracies or incompleteness contained in any datasheet or in any other disclosure relating to any product.

Unless otherwise in writing, *DC COMPONENTS* products are intended for use as general electronic components in standard applications ( eg: Consumer electronic, Computer equipment, Office equipment, etc.), and not recommended for use in a high specific application where a failure or malfunction of the device could result in human injury or death ( eg: Aerospace equipment, Submarine cables, Combustion equipment, Safety devices, Life support systems, etc.)

Customers using or selling *DC COMPONENTS* products not expressly indicated for use in such applications do so at their own risk. If customer intended to use *DC COMPONENTS* standard quality grade devices for applications not envisioned by *DC COMPONENTS*, please contact our sales representatives in advance.



*DC COMPONENTS CO., LTD.*