



## RATING AND CHARACTERISTIC CURVES ( GL34A THRU GL34M )

FIG. 1 - TYPICAL FORWARD CURRENT DERATING CURVE

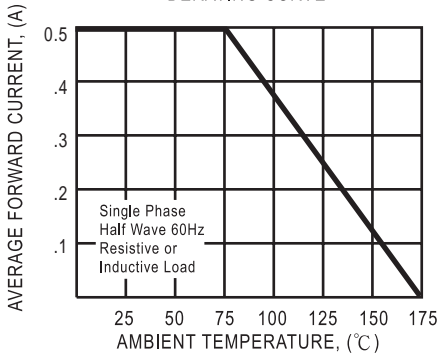


FIG. 2 - MAXIMUM NON-REPETITIVE FORWARD SURGE CURRENT

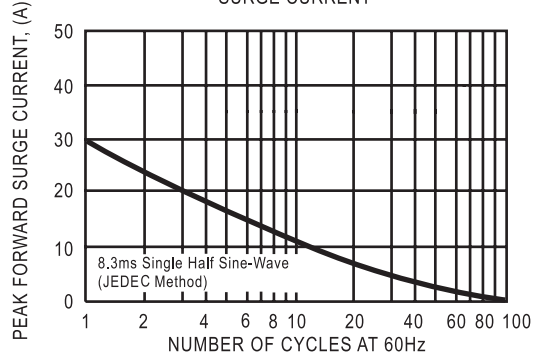


FIG. 3 - TYPICAL INSTANTANEOUS FORWARD CHARACTERISTICS

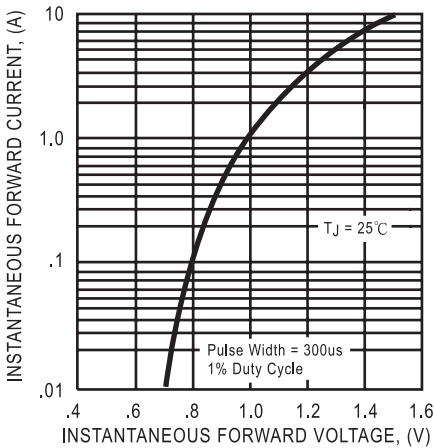


FIG. 4 - TYPICAL REVERSE CHARACTERISTICS

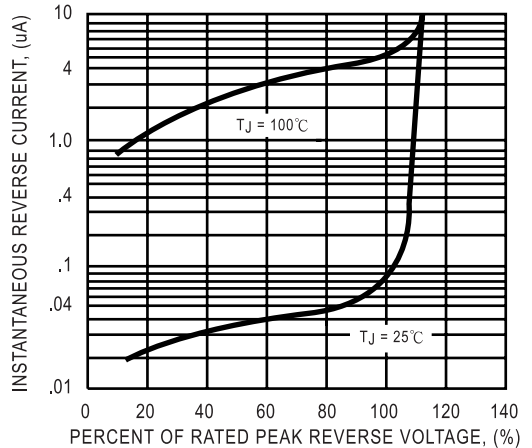


FIG. 5 - TYPICAL JUNCTION CAPACITANCE

