

TYPE No.	Max. Peak Reverse Voltage	Max. Average Rectified Current	Max. Peak Forward Surge Current	Max. Reverse Leakage Current	Max. Forward Voltage		[ Package Outline Drawing No. Please refer to Page: 131~139 ]
	PRV	$I_O$	$I_{FSM}$	$I_R$	$V_{FM}$	$I_{FM}$	
	V	A	A	$\mu$ Adc	V	A	

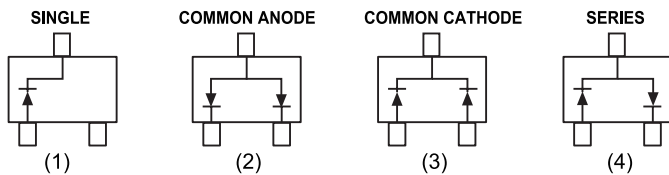
### 0.05 Ampere

DL60P	40	0.05	0.4	10	0.5	0.001	Mini Melf (DL-35) (No.: 38)	
-------	----	------	-----	----	-----	-------	-----------------------------	--

### 0.2 Ampere

LL42 LL43	30	0.2	4	0.5	1.0	0.2	Mini Melf (DL-35) (No.: 38)	
BAS85				2.0	0.8	0.1		
BAT42W BAT43W	30	0.2	4	0.5	1.0	0.2	SOD-123 (No.: 13)	
BAT42WS BAT43WS	30	0.2	4	0.5	1.0	0.2	SOD-323 (No.: 14)	
BAT54WS			0.6	2.0	1.0	0.1		
BAT54(W)* BAT54A(W)* BAT54C(W)* BAT54S(W)*	30	0.2	0.6	2.0	1.0	0.1	SOT-23 (No.: 10) / SOT-323* (No.: 11)	(1) (2) (3) (4) 
BAS40(W)* BAS40-04(W)* BAS40-05(W)* BAS40-06(W)*	40	0.2	0.6	1.0	1.0	0.04		(1) (4) (3) (2) 
BAS70(W)* BAS70-04(W)* BAS70-05(W)* BAS70-06(W)*	70	0.2	0.6	0.1	1.0	0.15		(1) (4) (3) (2) 

NOTE: \*Suffix "W" indicates "SOT-323" package.(e.g.: BAT54W, .... BAS40W-06)



SOT-23/SOT-323 Pin Configuration (Top View)

### 0.35 Ampere

DLM103A DLM103B DLM103C	40 30 20	0.35	15	5.0	0.6	0.2	Micro Melf (No.: 36)	
DLQ103A DLQ103B DLQ103C	40 30 20	0.35	15	5.0	0.6	0.2	Quadro Melf (No.: 37)	
LL103A LL103B LL103C	40 30 20	0.35	15	5.0	0.6	0.2	Mini Melf (DL-35) (No.: 38)	
SD103AW(S)* SD103BW(S)* SD103CW(S)*	40 30 20	0.35	2	5.0	0.7	0.2	SOD-123 (No.: 13) / SOD-323* (No.: 14)	

NOTE: \*Suffix "S" indicates "SOD-323" package.(e.g.: SD103AWS, .... SD103AWS)

# SCHOTTKY BARRIER RECTIFIERS (SMD Type)



SCHOTTKY

TYPE No.	Max. Peak Reverse Voltage	Max. Average Rectified Current	Max. Peak Forward Surge Current	Max. Reverse Leakage Current	Max. Forward Voltage		<div style="border: 1px solid black; padding: 5px;">                     Package Outline Drawing No. Please refer to Page: 131~139                 </div>
	PRV	$I_O$	$I_{FSM}$	$I_R$	$V_{FM}$	$I_{FM}$	
	V	A	A	mAdc	V	A	

## 0.5 Ampere

SM120M	20	0.5	25	1.0	0.45	0.5	SM-2 (DO-213AA) (No.: 41)	
SM130M	30				0.55			
SM140M	40				0.60			
SM150M	50				0.75			
SM160M	60				0.85			
SM180M	80							
SM1100M	100							
SS0520	20	0.5	6	0.25	0.385	0.5	SOD-123 (No.: 13)	
SS0530	30				0.430			
SS0540	40				0.620			

## 1.0 Ampere


1N5817FL	20	1.0	30	1.0	0.45	1.0	SOD-123FL (No.: 16)	
1N5818FL	30				0.55			
1N5819FL	40				0.60			
1N5817W(S)*	20	1.0	30	1.0	0.45	1.0	SOD-123 (No.: 13) / SOD-323* (No.: 14)	
1N5818W(S)*	30				0.55			
1N5819W(S)*	40				0.60			
SK12	20	1.0	30	1.0	0.55	1.0	SMB (DO-214AA) (No.: 29)	
SK13	30							
SK14	40							
SK15	50							
SK16	60							
SK18	80							
SK110	100							
SK115	150				0.85			
SK120	200				0.95			
SK12FL	20	1.0	30	1.0	0.55	1.0	SOD-123FL (No.: 16)	
SK13FL	30							
SK14FL	40							
SK15FL	50							
SK16FL	60							
SK18FL	80							
SK110FL	100							
SK115FL	150				0.85			
SK120FL	200				0.95			
SM5817(S)**	20	1.0	30 (25)**	1.0	0.45	1.0	SM-1 (DO-213AB) (No.: 40) / SM-2** (DO-213AA) (No.: 41)	
SM5818(S)**	30				0.55			
SM5819(S)**	40				0.60			
SM150(S)**	50				0.70			
SM160(S)**	60				0.85			
SM180(S)**	80							
SM1100(S)**	100							
SS12	20	1.0	30	1.0	0.55	1.0	SMA (DO-214AC) (No.: 28)	
SS13	30							
SS14	40							
SS15	50							
SS16	60							
SS18	80							
SS110	100				0.85			
SS115	150				0.95			
SS120	200							

NOTE: (1) \* Suffix "S" indicates "SOD-323" package.(e.g.: 1N5817WS)






(2) \*\* Suffix "S" indicates "SM-2" package.(e.g.: SM5817S),  $I_{FSM}$  only 25A reachable.

TYPE No.	Max. Peak Reverse Voltage	Max. Average Rectified Current	Max. Peak Forward Surge Current	Max. Reverse Leakage Current	Max. Forward Voltage		Package Outline Drawing No. Please refer to Page: 131~139
	PRV	$I_o$	$I_{FSM}$	$I_R$	$V_{FM}$	$I_{FM}$	
	V	A	A	mAdc	V	A	

### 1.0 Ampere

SS12F	20	1.0	30	1.0	0.55	1.0	SMAFL (No.: 32)	
SS14F	40				0.70			
SS16F	60				0.85			
SS18F	80				0.95			
SS110F	100							
SS112F	120							
SS115F	150							
SS120F	200							

### 2.0 Amperes

SK22	20	2.0	50	2.0	0.55	2.0	SMB (DO-214AA) (No.: 29)	
SK23	30				0.70			
SK24	40				0.85			
SK25	50				0.95			
SK26	60							
SK28	80							
SK210	100							
SK215	150							
SK220	200							
SK22FL	20	2.0	40	2.0	0.55	2.0	SOD-123FL (No.: 16)	
SK23FL	30				0.75			
SK24FL	40				0.85			
SK25FL	50				0.95			
SK26FL	60							
SK28FL	80							
SK210FL	100							
SK215FL	150							
SK220FL	200							
SM220	20	2.0	40	2.0	0.45	2.0	SM-1 (DO-213AB) (No.: 40)	
SM230	30				0.55			
SM240	40				0.60			
SM250	50				0.75			
SM260	60				0.85			
SM280	80							
SM2100	100							
SS22	20	2.0	40	2.0	0.55	2.0	SMA (DO-214AC) (No.: 28)	
SS23	30				0.70			
SS24	40				0.85			
SS25	50				0.95			
SS26	60							
SS28	80							
SS210	100							
SS215	150							
SS220	200							
SS22F	20	2.0	40	2.0	0.55	2.0	SMAFL (No.: 32)	
SS24F	40				0.70			
SS26F	60				0.85			
SS28F	80				0.95			
SS210F	100							
SS212F	120							
SS215F	150							
SS220F	200							

# SCHOTTKY BARRIER RECTIFIERS (SMD Type)



TYPE No.	Max. Peak Reverse Voltage	Max. Average Rectified Current	Max. Peak Forward Surge Current	Max. Reverse Leakage Current	Max. Forward Voltage		<div style="border: 1px solid black; padding: 5px; display: inline-block;">                     Package Outline Drawing No. Please refer to Page: 131~139                 </div>
	PRV	$I_O$	$I_{FSM}$	$I_R$	$V_{FM}$	$I_{FM}$	
	V	A	A	mAdc	V	A	

## 2.0 Amperes




SS22BF	20	2.0	50	2.0	0.55	2.0	SMBFL (No.: 33)	
SS24BF	40				0.70			
SS26BF	60							
SS28BF	80							
SS210BF	100							
SS212BF	120				0.85			
SS215BF	150	0.95						
SS220BF	200							

## 3.0 Amperes






SK32	20	3.0	100	2.0	0.55	3.0	SMC (DO-214AB) (No.: 30)	
SK33	30				0.70			
SK34	40							
SK35	50							
SK36	60							
SK38	80							
SK310	100	0.85						
SK315	150	0.95						
SK320	200							
SK32B	20	3.0	80	2.0	0.55	3.0	SMB (DO-214AA) (No.: 29)	
SK33B	30				0.70			
SK34B	40							
SK35B	50							
SK36B	60							
SK38B	80							
SK310B	100	0.85						
SK315B	150	0.95						
SK320B	200							
SK32FL	20	3.0	70	2.0	0.55	3.0	SOD-123FL (No.: 16)	
SK33FL	30				0.70			
SK34FL	40							
SK35FL	50							
SK36FL	60							
SK38FL	80							
SK310FL	100	0.85						
SK312FL	120	0.95						
SK315FL	150							
SK320FL	200							
SM320	20	3.0	50	2.0	0.45	3.0	SM-1 (DO-213AB) (No.: 40)	
SM330	30				0.55			
SM340	40							
SM350	50							
SM360	60							
SM380	80							
SM310	100	0.85						
SS32	20	3.0	70	2.0	0.55	3.0	SMA (DO-214AC) (No.: 28)	
SS33	30				0.70			
SS34	40							
SS35	50							
SS36	60							
SS38	80							
SS310	100	0.85						
SS315	150	0.95						
SS320	200							

TYPE No.	Max. Peak Reverse Voltage	Max. Average Rectified Current	Max. Peak Forward Surge Current	Max. Reverse Leakage Current	Max. Forward Voltage		[ Package Outline Drawing No. Please refer to Page: 131~139 ]
	PRV	$I_o$	$I_{FSM}$	$I_R$	$V_{FM}$	$I_{FM}$	
	V	A	A	mAdc	V	A	

### 3.0 Amperes

SS32F	20	3.0	70	2.0	0.55	3.0	SMAFL (No.: 32)	
SS34F	40				0.70			
SS36F	60				0.85			
SS38F	80				0.95			
SS310F	100							
SS312F	120							
SS315F	150	3.0	80	2.0	0.55	3.0	SMBFL (No.: 33)	
SS320F	200				0.70			
SS32BF	20				0.85			
SS34BF	40				0.95			
SS36BF	60							
SS38BF	80							
SS310BF	100	3.0	80	2.0	0.55	3.0	SMBFL (No.: 33)	
SS312BF	120				0.70			
SS315BF	150				0.85			
SS320BF	200				0.95			

### 5.0 Amperes

SD520S	20	5.0	100	2.0	0.55	5.0	TO-252 (DPAK) (No.: 43)	
SD530S	30				0.75			
SD540S	40				0.85			
SD550S	50							
SD560S	60							
SD580S	80							
SD5100S	100							
SK52	20	5.0	100	2.0	0.55	5.0	SMC (DO-214AB) (No.: 30)	
SK53	30				0.75			
SK54	40				0.85			
SK55	50				0.95			
SK56	60							
SK58	80							
SK510	100							
SK515	150	5.0	100	2.0	0.55	5.0	SMAFL (No.: 32)	
SK520	200				0.75			
SS52F	20				0.85			
SS54F	40				0.95			
SS56F	60							
SS58F	80							
SS510F	100	5.0	100	2.0	0.55	5.0	SMBFL (No.: 33)	
SS512F	120				0.75			
SS515F	150				0.85			
SS520F	200				0.95			
SS52BF	20							
SS54BF	40							
SS56BF	60	5.0	100	2.0	0.55	5.0	SMBFL (No.: 33)	
SS58BF	80				0.75			
SS510BF	100				0.85			
SS512BF	120				0.95			
SS515BF	150							
SS520BF	200							

# SCHOTTKY BARRIER RECTIFIERS (SMD Type)



TYPE No.	Max. Peak Reverse Voltage	Max. Average Rectified Current	Max. Peak Forward Surge Current	Max. Reverse Leakage Current	Max. Forward Voltage		Package Outline Drawing No. Please refer to Page: 131-139
	PRV	I <sub>O</sub>	I <sub>FSM</sub>	I <sub>R</sub>	V <sub>FM</sub>	I <sub>FM</sub>	
	V	A	A	mAdc	V	A	

## 8.0 Amperes

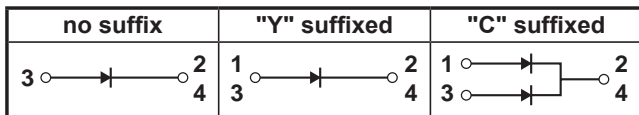
SD820D	20	8.0	150	2.0	0.65	8.0	TO-263 (D <sup>2</sup> PAK) Single Dice (No.: 44)	
SD830D	30				0.75			
SD840D	40				0.85			
SD850D	50							
SD860D	60							
SD880D	80							
SD8100D	100							
SD820S	20	8.0	150	2.0	0.65	8.0 (*4.0)	TO-252 (DPAK) (No.: 43)	
SD830S	30				0.75			
SD840S	40				0.85			
SD850S	50							
SD860S	60							
SD880S	80							
SD8100S	100							

## 10 Amperes

SD1020D	20	10	150	2.0	0.65	5.0	TO-263 (D <sup>2</sup> PAK) Dual Dice (No.: 44)	
SD1030D	30				0.75			
SD1040D	40				0.85			
SD1050D	50							
SD1060D	60							
SD1080D	80							
SD10100D	100							
SD1020S	20	10	150	2.0	0.65	10 (*5.0)	TO-252 (DPAK) (No.: 43)	
SD1030S	30				0.75			
SD1040S	40				0.85			
SD1050S	50							
SD1060S	60							
SD1080S	80							
SD10100S	100							
S10P45	45	10	180	1.0	0.42	5.0	TO-277A (No.: 34)	

NOTE: \*Applied for Suffix. "C".

\*\*SD8xxS,SD10xxS series is also available in different circuit figure(Suffix "Y" & "C"). (e.g.: SD820SY,SD8100SC,SD1040SY,SD1080SC)



## 15 Amperes

S15P45	45	15	210	2.0	0.45	7.5	TO-277A (No.: 34)	
--------	----	----	-----	-----	------	-----	-------------------	--

## 16 Amperes

SD1620D	20	16	150	2.0	0.65	8.0	TO-263 (D <sup>2</sup> PAK) Dual Dice (No.: 44)	
SD1630D	30				0.75			
SD1640D	40				0.85			
SD1650D	50							
SD1660D	60							
SD1680D	80							
SD16100D	100							