

SUPER FAST RECTIFIERS (SMD Type)




SUPER FAST


TYPE No.	Max. Peak Reverse Voltage	Max. Reverse Recovery Time	Max. Average Rectified Current	Max. Peak Forward Surge Current	Max. Reverse Leakage Current	Max. Forward Voltage		<div style="border: 1px solid black; padding: 5px; width: fit-content;"> Package Outline Drawing No. Please refer to Page: 131~139 </div>
	PRV	*Trr	I _O	I _{FSM}	I _R	V _{FM}	I _{FM}	
	V	nS	A	A	μAdc	V	A	

NOTE: * Trr Test Conditions: I_F = 0.5A, I_R = 1.0A, Recover to 0.25A.





0.3 Ampere

SF03AFL	50	35	0.3	10	5.0	0.95	0.3	SOD-123FL (No.: 16)	
SF03BFL	100								
SF03CFL	150								
SF03DFL	200								
SF03EFL	300					1.25			
SF03GFL	400								
SF03JFL	600	1.70							

0.5 Ampere

SF05AFL	50	35	0.5	15	5.0	0.95	0.5	SOD-123FL (No.: 16)	
SF05BFL	100								
SF05CFL	150								
SF05DFL	200								
SF05EFL	300					1.25			
SF05GFL	400								
SF05JFL	600	1.70							




1.0 Ampere

ER1A	50	35	1.0	30	5.0	0.95	1.0	SMB (DO-214AA) (No.: 29)	
ER1B	100								
ER1C	150								
ER1D	200								
ER1E	300					1.25			
ER1G	400								
ER1J	600	1.70							
ES1A	50	35	1.0	30	5.0	0.95	1.0	SMA (DO-214AC) (No.: 28)	
ES1B	100								
ES1C	150								
ES1D	200								
ES1E	300					1.25			
ES1G	400								
ES1J	600	1.70							
ES1AF	50	35	1.0	30	5.0	0.95	1.0	SMAFL (No.: 32)	
ES1BF	100								
ES1CF	150								
ES1DF	200								
ES1EF	300					1.25			
ES1GF	400								
ES1JF	600	1.70							
ES1ABF	50	35	1.0	30	5.0	0.95	1.0	SMBFL (No.: 33)	
ES1BBF	100								
ES1CBF	150								
ES1DBF	200								
ES1EBF	300					1.25			
ES1GBF	400								
ES1JBF	600	1.70							






TYPE No.	Max. Peak Reverse Voltage	Max. Reverse Recovery Time	Max. Average Rectified Current	Max. Peak Forward Surge Current	Max. Reverse Leakage Current	Max. Forward Voltage		[Package Outline Drawing No. Please refer to Page: 131~139]
	PRV	*Trr	I _O	I _{FSM}	I _R	V _{FM}	I _{FM}	
	V	nS	A	A	μAdc	V	A	

NOTE: * Trr Test Conditions: I_F = 0.5A, I_R = 1.0A, Recover to 0.25A.

1.0 Ampere

ESM101	50	35	1.0	30	5.0	0.95	1.0	SM-1 (DO-213AB) (No.: 40)	
ESM102	100					1.25			
ESM103	150					1.70			
ESM104	200								
ESM105	300	35	1.0	25	5.0	0.95	1.0	SOD-123FL (No.: 16)	
ESM106	400					1.25			
ESM108	600					1.70			
SF1AFL	50								
SF1BFL	100	35	1.0	25	5.0	0.95	1.0	SOD-123FL (No.: 16)	
SF1CFL	150					1.25			
SF1DFL	200					1.70			
SF1EFL	300								
SF1GFL	400								
SF1JFL	600								

2.0 Amperes

ER2A	50	35	2.0	50	5.0	0.95	2.0	SMB (DO-214AA) (No.: 29)	
ER2B	100					1.25			
ER2C	150					1.70			
ER2D	200								
ER2E	300	35	2.0	50	5.0	0.95	2.0	SMAFL (No.: 32)	
ER2G	400					1.25			
ER2J	600					1.70			
ES2AF	50								
ES2ABF	50	35	2.0	50	5.0	0.95	2.0	SMBFL (No.: 33)	
ES2BBF	100					1.25			
ES2CBF	150					1.70			
ES2DBF	200								
ES2EBF	300	35	2.0	50	5.0	0.95	2.0	SOD-123FL (No.: 16)	
ES2GBF	400					1.25			
ES2JBF	600					1.70			
SF2AFL	50								
SF2BFL	100	35	2.0	50	5.0	0.95	2.0	SOD-123FL (No.: 16)	
SF2CFL	150					1.25			
SF2DFL	200					1.70			
SF2EFL	300								
SF2GFL	400								
SF2JFL	600								

SUPER FAST RECTIFIERS (SMD Type)









SUPER FAST

TYPE No.	Max. Peak Reverse Voltage	Max. Reverse Recovery Time	Max. Average Rectified Current	Max. Peak Forward Surge Current	Max. Reverse Leakage Current	Max. Forward Voltage		[Package Outline Drawing No. Please refer to Page: 131~139]
	PRV	*Trr	I _O	I _{FSM}	I _R	V _{FM}	I _{FM}	
	V	nS	A	A	μA _{dc}	V	A	

NOTE: * Trr Test Conditions: I_F = 0.5A, I_R = 1.0A, Recover to 0.25A.

3.0 Amperes

ER3A	50	35	3.0	100	5.0	0.95	3.0	SMC (DO-214AB) (No.: 30)	
ER3B	100					1.25			
ER3C	150								
ER3D	200								
ER3E	300	35	3.0	80	5.0	0.95	3.0	SMAFL (No.: 32)	
ER3G	400					1.70			
ER3J	600								
ES3AF	50								
ES3BF	100	35	3.0	80	5.0	0.95	3.0	SMBFL (No.: 33)	
ES3CF	150					1.25			
ES3DF	200								
ES3EF	300								
ES3GF	400	35	3.0	80	5.0	0.95	3.0	SMBFL (No.: 33)	
ES3JF	600					1.70			
ES3ABF	50								
ES3BBF	100								
ES3CBF	150	35	3.0	80	5.0	0.95	3.0	SMBFL (No.: 33)	
ES3DBF	200					1.25			
ES3EBF	300								
ES3GBF	400								
ES3JBF	600	35	3.0	80	5.0	0.95	3.0	SMBFL (No.: 33)	
ES3ABF	50					1.70			
ES3BBF	100								
ES3CBF	150								