



**DC COMPONENTS CO., LTD.**

RECTIFIER SPECIALISTS

**SMAJ5.0  
THRU  
SMAJ170CA**

**TECHNICAL SPECIFICATIONS OF SURFACE MOUNT TRANSIENT VOLTAGE SUPPRESSOR**

VOLTAGE RANGE - 5.0 to 170 Volts

PEAK PULSE POWER - 400 Watts

**FEATURES**

- \* Ideal for surface mounted applications
- \* Glass passivated junction
- \* 400 Watts Peak Pulse Power capability on 10/1000  $\mu$ s waveform
- \* Excellent clamping capability
- \* Low zener impedance
- \* Fast response time

**MECHANICAL DATA**

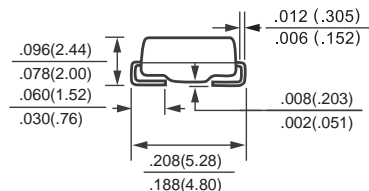
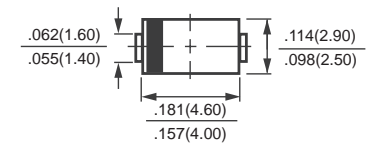
- \* Case: Molded plastic
- \* Epoxy: UL 94V-0 rate flame retardant
- \* Terminals: Solder plated, solderable per MIL-STD-750, Method 2026
- \* Polarity: Indicated by cathode band except Bidirectional types.
- \* Mounting position: Any
- \* Weight: 0.064 gram

**MAXIMUM RATINGS AND ELECTRICAL CHARACTERISTICS**

Ratings at 25 °C ambient temperature unless otherwise specified.  
Single phase, half wave, 60 Hz, resistive or inductive load,  
For capacitive load, derate current by 20%.



SMA (DO-214AC)



Dimensions in inches and (millimeters)

**DEVICES FOR BIPOLAR APPLICATIONS**

For Bidirectional use C or CA suffix (e.g. SMAJ5.0C, SMAJ170CA)

Electrical characteristics apply in both directions

	SYMBOL	VALUE	UNITS
Peak Pulse Power Dissipation on 10/1000 $\mu$ s waveform (Note1)	PPPM	Minimum 400	Watts
Steady State Power Dissipation ( Note 2 )	PM(AV)	1.0	Watts
Peak Forward Surge Current, 8.3ms single half sine-wave superimposed on rated load ( JEDEC Method ) ( Note 3 )	IFSM	40	Amps
Operating and Storage Temperature Range	TJ, TSTG	-65 to + 175	°C

- NOTES :
1. Non-repetitive current pulse, per Fig.3 and derated above  $T_A = 25^\circ\text{C}$  per Fig.2.
  2. Mounted on 0.2 X 0.2"(5.0 X 5.0mm) copper pad to each terminal.
  3. 8.3ms single half sine-wave or equivalent square wave, duty cycle = 4 pulses per minute maximum.

# RATING AND CHARACTERISTIC CURVES ( SMAJ5.0 THRU SMAJ170CA )

FIG. 1 - PEAK PULSE POWER RATING CURVE

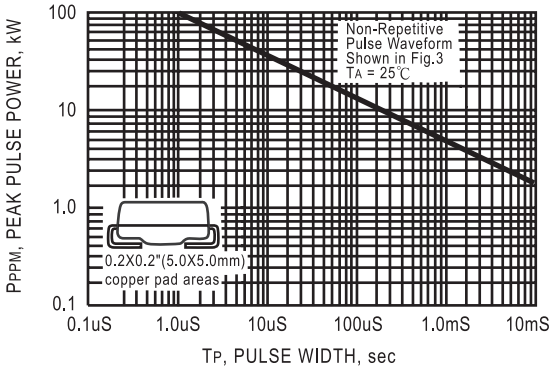


FIG. 2 - PULSE DERATING CURVE

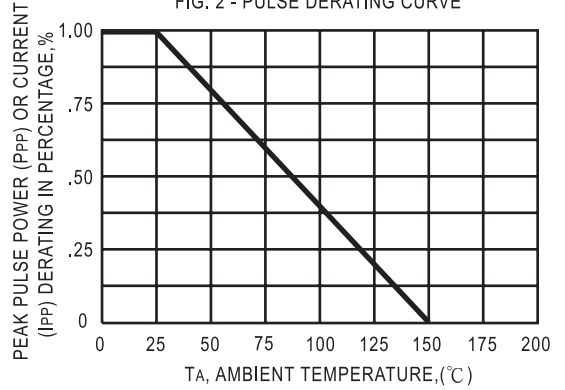


FIG. 3 - PULSE WAVEFORM

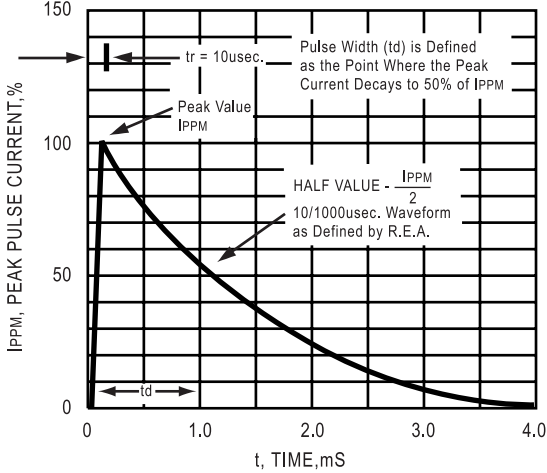


FIG. 4 - TYPICAL JUNCTION CAPACITANCE

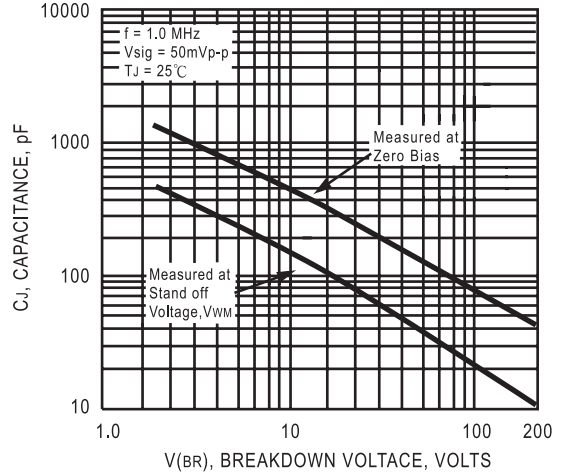
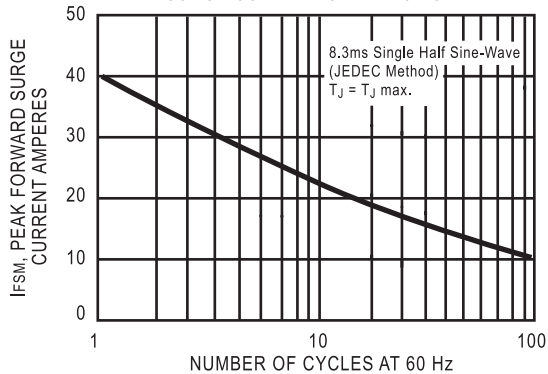


FIG. 6 - MAXIMUM NON-REPETITIVE FORWARD SURGE CURRENT UNIDIRECTIONAL



**SMAJ (400W) SERIES TRANSIENT VOLTAGE SUPPRESSORS**

TYPE	Breakdown Voltage			Reverse Stand off Voltage $V_{WM}$ (Volts)	Maximum Reverse Leakage at $V_{WM}$ $I_{D(uA)}$	Maximum Peak Pulse Current $I_{PPM}$ (Am s)	Maximum Clamping Voltage at $I_{PPM}$ $V_C$ (Volts)
	VBR (Volts)		@ $I_T$ (mA)				
	MIN.	MAX.					
SMAJ5.0	6.40	7.30	10	5.0	800.0	32.0	9.6
SMAJ5.0A	6.40	7.00	10	5.0	800.0	34.0	9.2
SMAJ6.0	6.67	8.15	10	6.0	800.0	27.6	11.4
SMAJ6.0A	6.67	7.37	10	6.0	800.0	30.5	10.3
SMAJ6.5	7.22	8.82	10	6.5	500.0	25.6	12.3
SMAJ6.5A	7.22	7.98	10	6.5	500.0	28.0	11.2
SMAJ7.0	7.78	9.51	10	7.0	200.0	23.6	13.3
SMAJ7.0A	7.78	8.86	10	7.0	200.0	26.0	12.0
SMAJ7.5	8.33	10.2	1.0	7.5	100.0	22.0	14.3
SMAJ7.5A	8.33	9.21	1.0	7.5	100.0	24.4	12.9
SMAJ8.0	8.89	10.9	1.0	8.0	50.0	21.0	15.0
SMAJ8.0A	8.89	9.83	1.0	8.0	50.0	23.0	13.6
SMAJ8.5	9.44	11.5	1.0	8.5	10.0	19.8	15.9
SMAJ8.5A	9.44	10.4	1.0	8.5	10.0	21.8	14.4
SMAJ9.0	10.0	12.2	1.0	9.0	5.0	18.6	16.9
SMAJ9.0A	10.0	15.0	1.0	9.0	5.0	20.4	15.4
SMAJ10	11.1	13.6	1.0	10.0	5.0	16.7	18.8
SMAJ10A	11.1	12.3	1.0	10.0	5.0	18.5	17.0
SMAJ11	12.2	14.9	1.0	11.0	5.0	15.6	20.1
SMAJ11A	12.2	13.5	1.0	11.0	5.0	17.3	18.2
SMAJ12	13.3	16.3	1.0	12.0	5.0	14.3	22.0
SMAJ12A	13.3	14.7	1.0	12.0	5.0	15.8	19.9
SMAJ13	14.4	17.6	1.0	13.0	5.0	13.0	23.8
SMAJ13A	14.4	15.9	1.0	13.0	5.0	14.6	21.5
SMAJ14	15.6	19.1	1.0	14.0	5.0	12.2	25.8
SMAJ14A	15.6	17.2	1.0	14.0	5.0	13.5	23.2
SMAJ15	16.7	20.4	1.0	15.0	5.0	11.7	26.9
SMAJ15A	16.7	18.5	1.0	15.0	5.0	12.9	24.4
SMAJ16	17.8	21.8	1.0	16.0	5.0	10.9	28.8
SMAJ16A	17.8	19.7	1.0	16.0	5.0	12.0	26.0
SMAJ17	18.9	23.1	1.0	17.0	5.0	10.3	30.5
SMAJ17A	18.9	20.9	1.0	17.0	5.0	11.4	27.6
SMAJ18	20.0	24.2	1.0	18.0	5.0	9.7	32.2
SMAJ18A	20.0	22.1	1.0	18.0	5.0	10.7	29.2
SMAJ20	22.2	27.1	1.0	20.0	5.0	8.7	35.8
SMAJ20A	22.2	24.5	1.0	20.0	5.0	9.7	32.4
SMAJ22	24.4	29.8	1.0	22.0	5.0	8.0	39.4
SMAJ22A	24.4	26.9	1.0	22.0	5.0	8.8	35.5
SMAJ24	26.7	32.6	1.0	24.0	5.0	7.3	43.0
SMAJ24A	26.7	29.5	1.0	24.0	5.0	8.0	38.9
SMAJ26	28.9	35.3	1.0	26.0	5.0	6.7	46.6
SMAJ26A	28.9	31.9	1.0	26.0	5.0	7.4	42.1
SMAJ28	31.1	38.0	1.0	28.0	5.0	6.3	50.1
SMAJ28A	31.1	34.4	1.0	28.0	5.0	6.9	45.4
SMAJ30	33.3	40.7	1.0	30.0	5.0	5.8	53.5
SMAJ30A	33.3	36.8	1.0	30.0	5.0	6.5	48.4
SMAJ33	36.7	44.9	1.0	33.0	5.0	5.3	59.0
SMAJ33A	36.7	40.6	1.0	33.0	5.0	5.9	53.3
SMAJ36	40.0	48.9	1.0	36.0	5.0	4.8	64.3
SMAJ36A	40.0	44.2	1.0	36.0	5.0	5.4	58.1



**SMAJ (400W) SERIES TRANSIENT VOLTAGE SUPPRESSORS**

TYPE	Breakdown Voltage			Reverse Stand off Voltage V <sub>WM</sub> (Volts)	Maximum Reverse Leakage at V <sub>WM</sub> I <sub>D</sub> (uA)	Maximum Peak Pulse Current I <sub>PPM</sub> (Amps)	Maximum Clamping Voltage at I <sub>PPM</sub> V <sub>C</sub> (Volts)
	V <sub>BR</sub> (Volts)		@I <sub>T</sub> (mA)				
	MIN.	MAX.					
SMAJ40	44.4	54.3	1.0	40	5.0	4.4	71.4
SMAJ40A	44.4	49.1	1.0	40	5.0	4.8	64.5
SMAJ43	47.8	58.4	1.0	43	5.0	4.1	76.7
SMAJ43A	47.8	52.8	1.0	43	5.0	4.5	69.4
SMAJ45	50.0	61.1	1.0	45	5.0	3.9	80.3
SMAJ45A	50.0	55.3	1.0	45	5.0	4.3	72.7
SMAJ48	53.3	65.1	1.0	48	5.0	3.6	85.5
SMAJ48A	53.3	58.9	1.0	48	5.0	4.0	77.4
SMAJ51	56.7	69.3	1.0	51	5.0	3.4	91.1
SMAJ51A	56.7	62.7	1.0	51	5.0	3.8	82.4
SMAJ54	60.0	73.3	1.0	54	5.0	3.2	96.3
SMAJ54A	60.0	66.3	1.0	54	5.0	3.6	87.1
SMAJ58	64.4	78.7	1.0	58	5.0	3.0	103
SMAJ58A	64.4	71.2	1.0	58	5.0	3.3	93.6
SMAJ60	66.7	81.5	1.0	60	5.0	2.9	107
SMAJ60A	66.7	73.7	1.0	60	5.0	3.2	96.8
SMAJ64	71.1	86.9	1.0	64	5.0	2.7	114
SMAJ64A	71.1	78.6	1.0	64	5.0	3.0	103
SMAJ70	77.8	95.1	1.0	70	5.0	2.5	125
SMAJ70A	77.8	86.0	1.0	70	5.0	2.7	113
SMAJ75	83.3	102	1.0	75	5.0	2.3	134
SMAJ75A	83.3	92.1	1.0	75	5.0	2.6	121
SMAJ78	86.7	106	1.0	78	5.0	2.2	139
SMAJ78A	86.7	95.8	1.0	78	5.0	2.5	126
SMAJ85	94.4	115	1.0	85	5.0	2.0	151
SMAJ85A	94.4	104	1.0	85	5.0	2.2	137
SMAJ90	100	122	1.0	90	5.0	1.9	160
SMAJ90A	100	111	1.0	90	5.0	2.1	146
SMAJ100	110	136	1.0	100	5.0	1.7	179
SMAJ100A	110	123	1.0	100	5.0	1.9	162
SMAJ110	122	149	1.0	110	5.0	1.6	196
SMAJ110A	122	135	1.0	110	5.0	1.7	177
SMAJ120	133	163	1.0	120	5.0	1.4	214
SMAJ120A	133	147	1.0	120	5.0	1.6	193
SMAJ130	144	176	1.0	130	5.0	1.3	231
SMAJ130A	144	159	1.0	130	5.0	1.5	209
SMAJ150	167	204	1.0	150	5.0	1.1	268
SMAJ150A	167	185	1.0	150	5.0	1.3	243
SMAJ160	178	218	1.0	160	5.0	1.0	287
SMAJ160A	178	197	1.0	160	5.0	1.2	259
SMAJ170	189	231	1.0	170	5.0	1.0	304
SMAJ170A	189	209	1.0	170	5.0	1.1	275

- NOTES : 1.V<sub>BR</sub> measured after I<sub>T</sub> applied for 300µs. I<sub>T</sub> = Square Wave Pulse or equivalent.  
 2.For bidirectional use C or CA suffixs for all types (ex. SMAJ5.0C, SMAJ170CA). electrical characteristics apply in both directions.  
 3.For bidirectional types having V<sub>WM</sub> of 10 volts and less, the I<sub>D</sub> limit is doubled.

