



# DC COMPONENTS CO., LTD.

## RECTIFIER SPECIALISTS

SR820  
THRU  
SR8100

### TECHNICAL SPECIFICATIONS OF SCHOTTKY BARRIER RECTIFIER

VOLTAGE RANGE - 20 to 100 Volts

CURRENT - 8.0 Amperes

#### FEATURES

- \* Low switching noise
- \* Low forward voltage drop
- \* Low thermal resistance
- \* High current capability
- \* High switching capability
- \* High surge capability
- \* High reliability

#### MECHANICAL DATA

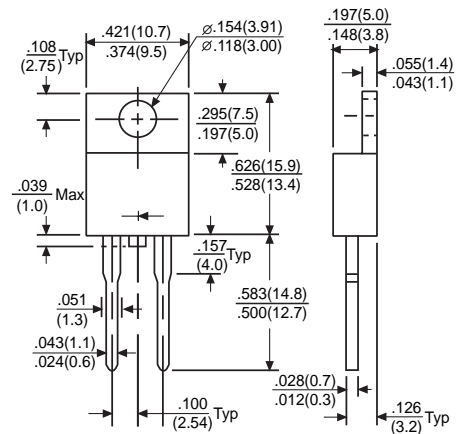
- \* Case: Molded plastic
- \* Epoxy: UL 94V-0 rate flame retardant
- \* Lead: MIL-STD-202E, Method 208 guaranteed
- \* Polarity: As marked
- \* Mounting position: Any
- \* Weight: 2.24 grams

#### MAXIMUM RATINGS AND ELECTRICAL CHARACTERISTICS

Ratings at 25°C ambient temperature unless otherwise specified.  
Single phase, half wave, 60Hz, resistive or inductive load.  
For capacitive load, derate current by 20%.



TO-220A



	SYMBOL	SR820	SR830	SR840	SR850	SR860	SR880	SR8100	UNITS
Maximum Recurrent Peak Reverse Voltage	V <sub>RRM</sub>	20	30	40	50	60	80	100	Volts
Maximum RMS Voltage	V <sub>RMS</sub>	14	21	28	35	42	56	70	Volts
Maximum DC Blocking Voltage	V <sub>DC</sub>	20	30	40	50	60	80	100	Volts
Maximum Average Forward Rectified Current at Derating Case Temperature	I <sub>O</sub>	8.0							Amps
Peak Forward Surge Current I <sub>FSM</sub> (surge): 8.3 ms single half sine-wave superimposed on rated load (JEDEC Method)	I <sub>FSM</sub>	150							Amps
Maximum Instantaneous Forward Voltage at 8.0A DC	V <sub>F</sub>	0.65		0.75		0.85		Volts	
Maximum DC Reverse Current at Rated DC Blocking Voltage	@ T <sub>C</sub> = 25°C	2.0							mAmps
	@ T <sub>C</sub> = 100°C	50							
Typical Thermal Resistance (Note 1)	R <sub>θJC</sub>				5.0				°C/W
Typical Junction Capacitance (Note 2)	C <sub>J</sub>				700				pF
Operating and Storage Temperature Range	T <sub>J</sub> , T <sub>STG</sub>				-65 to +125				°C

- Note : 1. Thermal Resistance Junction to Case per leg.  
2. Measured at 1 MHz and applied reverse voltage of 4.0 volts.  
3. Suffix "R" for Reverse Polarity.  
4. Suffix "F" Stands for "ITO-220A" package. (e.g.: SR820<sub>F</sub>, SR830<sub>F</sub>, .....etc)

# RATING AND CHARACTERISTIC CURVES (SR820 THRU SR8100)

FIG. 1 - TYPICAL FORWARD CURRENT DERATING CURVE

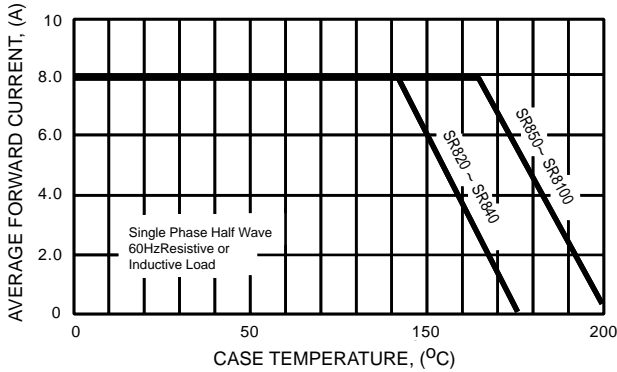


FIG. 2 - TYPICAL REVERSE CHARACTERISTICS

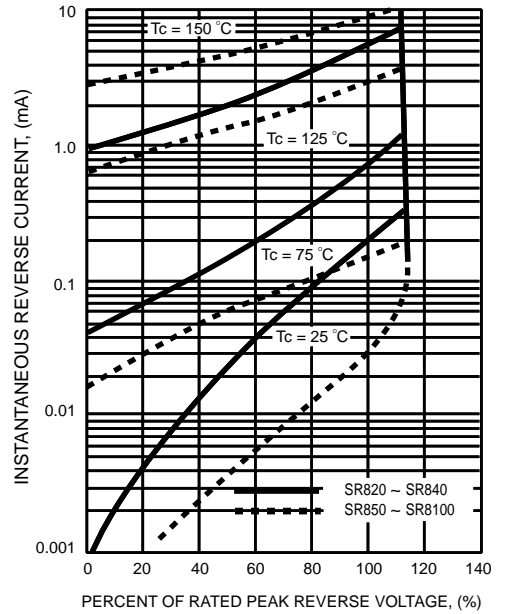


FIG. 3 - MAXIMUM NON-REPETITIVE FORWARD SURGE CURRENT

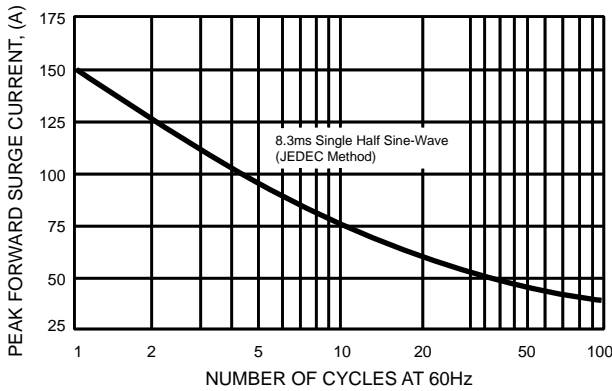


FIG. 4 - TYPICAL JUNCTION CAPACITANCE

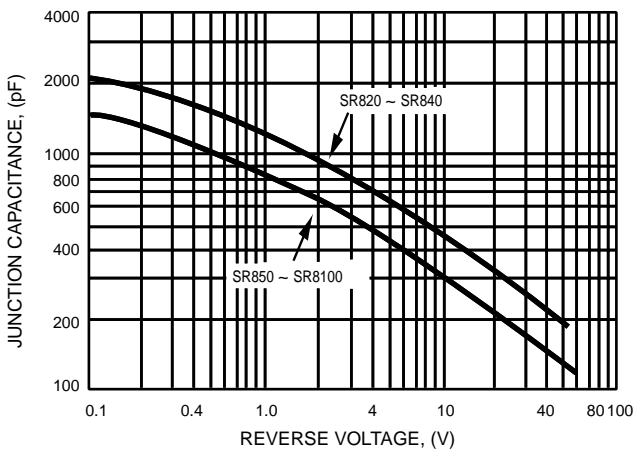


FIG. 5 - TYPICAL INSTANTANEOUS FORWARD CHARACTERISTICS

