

RATING AND CHARACTERISTIC CURVES (SD820D THRU SD8100D)

FIG. 1 - TYPICAL FORWARD CURRENT DERATING CURVE

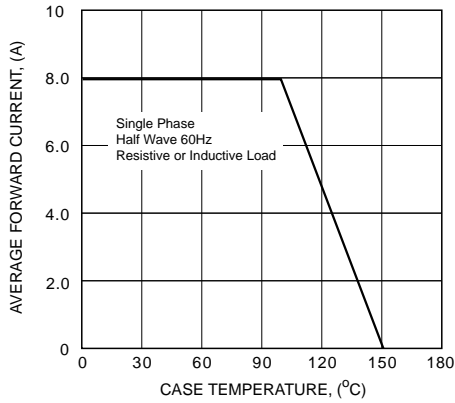


FIG. 2 - TYPICAL REVERSE CHARACTERISTICS

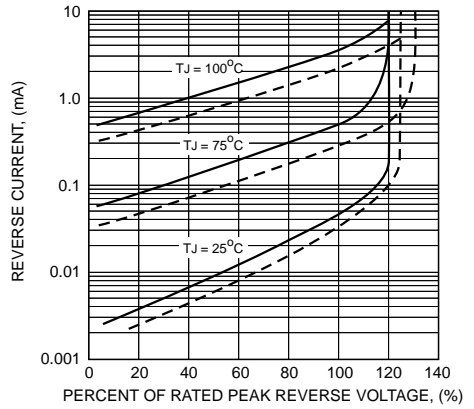


FIG. 3 - TYPICAL INSTANTANEOUS FORWARD CHARACTERISTICS

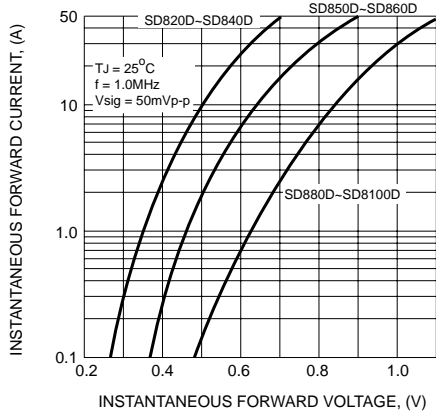


FIG. 4 - TYPICAL JUNCTION CAPACITANCE

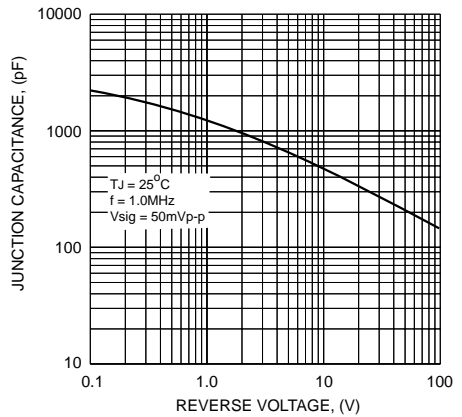


FIG. 5 - MAXIMUM NON-REPETITIVE FORWARD SURGE CURRENT

