



DC COMPONENTS CO., LTD.
RECTIFIER SPECIALISTS

SD103AW
THRU
SD103CW

TECHNICAL SPECIFICATIONS OF SURFACE MOUNT SCHOTTKY BARRIER DIODES
VOLTAGE RANGE - 20 to 40 Volts **CURRENT - 0.35 Ampere**

FEATURES

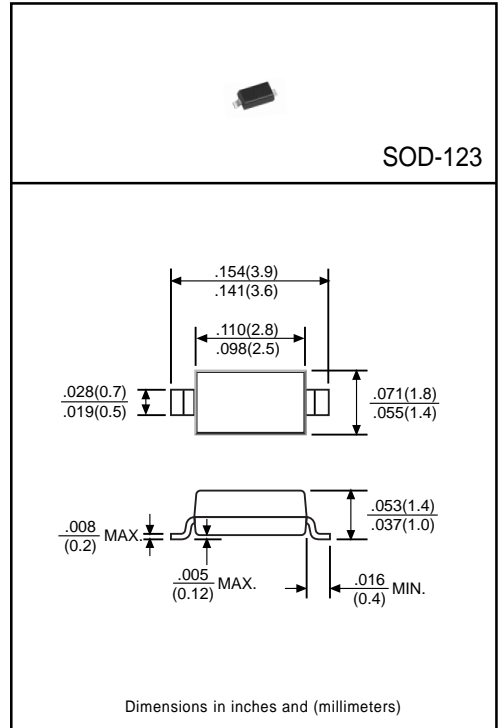
- * For general purpose applications
- * Low turn-on voltage
- * Fast switching time
- * Protected by a PN junction guard ring against excessive voltage, such as electrostatic discharge(ESD)

MECHANICAL DATA

- * Case: Molded plastic
- * Epoxy: UL 94V-0 rate flame retardant
- * Terminals: Solder plated, solderable per MIL-STD-202E, Method 208 guaranteed
- * Mounting position: Any
- * Weight: 0.008 grams Approx.

MAXIMUM RATINGS AND ELECTRICAL CHARACTERISTICS

Ratings at 25°C ambient temperature unless otherwise specified.
Single phase, half wave, 60Hz, resistive or inductive load.
For capacitive load, derate current by 20%.



	SYMBOL	SD103AW	SD103BW	SD103CW	UNITS
Maximum Recurrent Peak Reverse Voltage	V _{RRM}	40	30	20	Volts
Maximum RMS Voltage	V _{RMS}	28	21	14	Volts
Maximum DC Blocking Voltage	V _{DC}	40	30	20	Volts
Maximum Average Forward Rectified Current at T _A =25°C	I _O	0.35			Amps
Peak Forward Surge Current 8.3 ms single half sine-wave superimposed on rated load (JEDEC Method)	I _{FSM}	2.0			Amps
Maximum Instantaneous Forward Voltage	V _F	0.6			Volts
		0.37			
Maximum DC Reverse Current	I _R	5.0 @ V _R =30V	5.0 @ V _R =20V	5.0 @ V _R =10V	μAmps
Typical Thermal Resistance (Note1)	R _{θJA}	300			°C/W
Typical Junction Capacitance (Note 2)	C _J	50			pF
Storage Operating Temperature Range	T _J , T _{STG}	-55 to + 125			°C

Note: 1. Terminals maintained at specified at ambient temperature.
2. Measured at 1 MHz and applied reverse voltage of 0 volts.

RATING AND CHARACTERISTIC CURVES (SD103AW THRU SD103CW)

FIG. 1 - TYPICAL FORWARD CURRENT DERATING CURVE

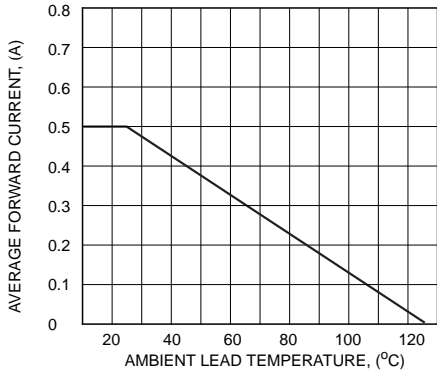


FIG. 2 - TYPICAL INSTANTANEOUS FORWARD CHARACTERISTICS

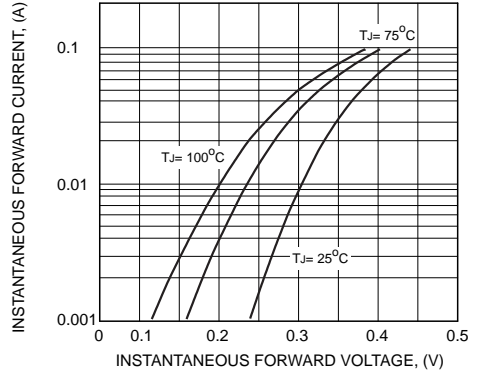


FIG. 3 - TYPICAL REVERSE CHARACTERISTICS

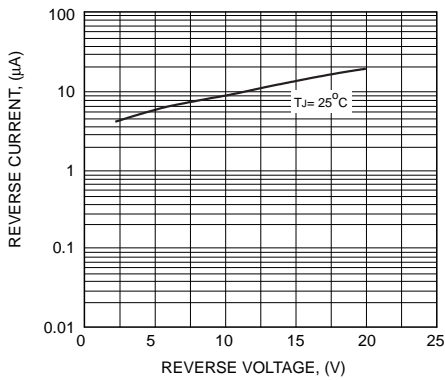


FIG. 4 - TYPICAL REVERSE CHARACTERISTICS

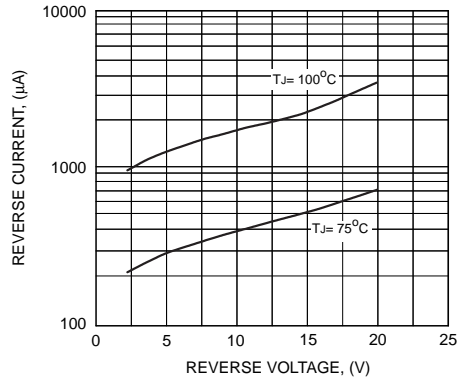


FIG. 5 - TYPICAL JUNCTION CAPACITANCE

